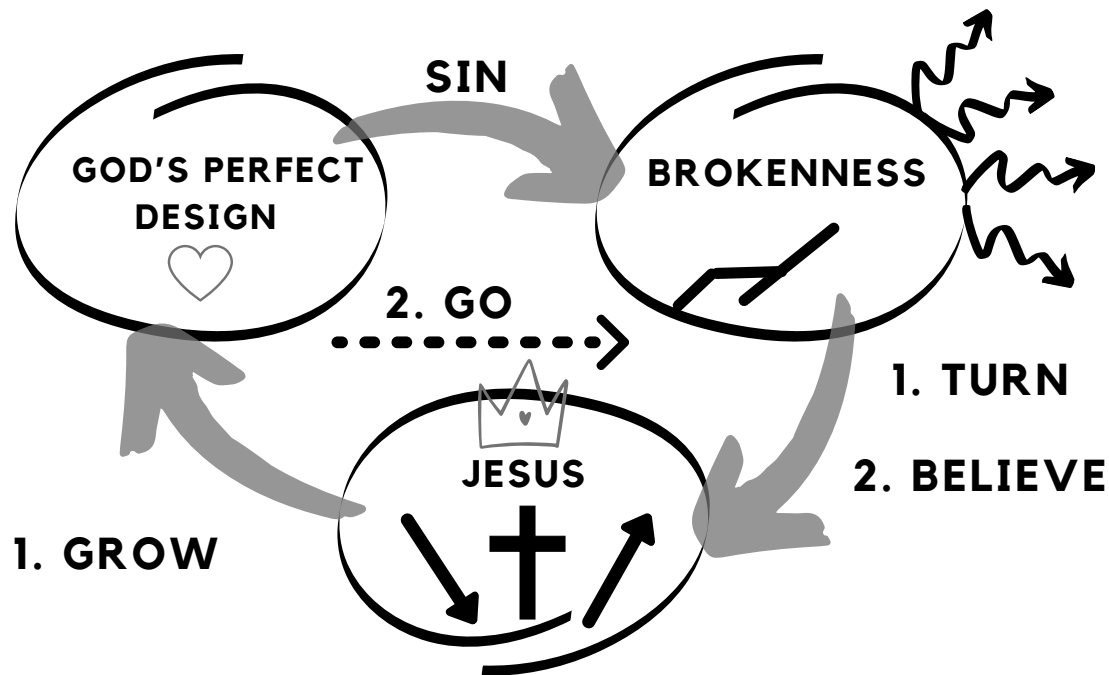


THREE CIRCLES: GOSPEL VISUAL

AN EVANGELICAL TRAINING
RESOURCE TO EQUIP
FOLLOWERS OF JESUS TO
ARTICULATE THE GOSPEL TO
ALL THE WORLD.

THREE CIRCLES: A GOSPEL VISUAL



OBJECTIVE

The "Three Circles: A Gospel Visual" is a tool to equip followers of Jesus to know and articulate the gospel message to the world.

TRAINING OVERVIEW

The material created can be used for a one-time gospel training session or several weeks for a discipleship study.

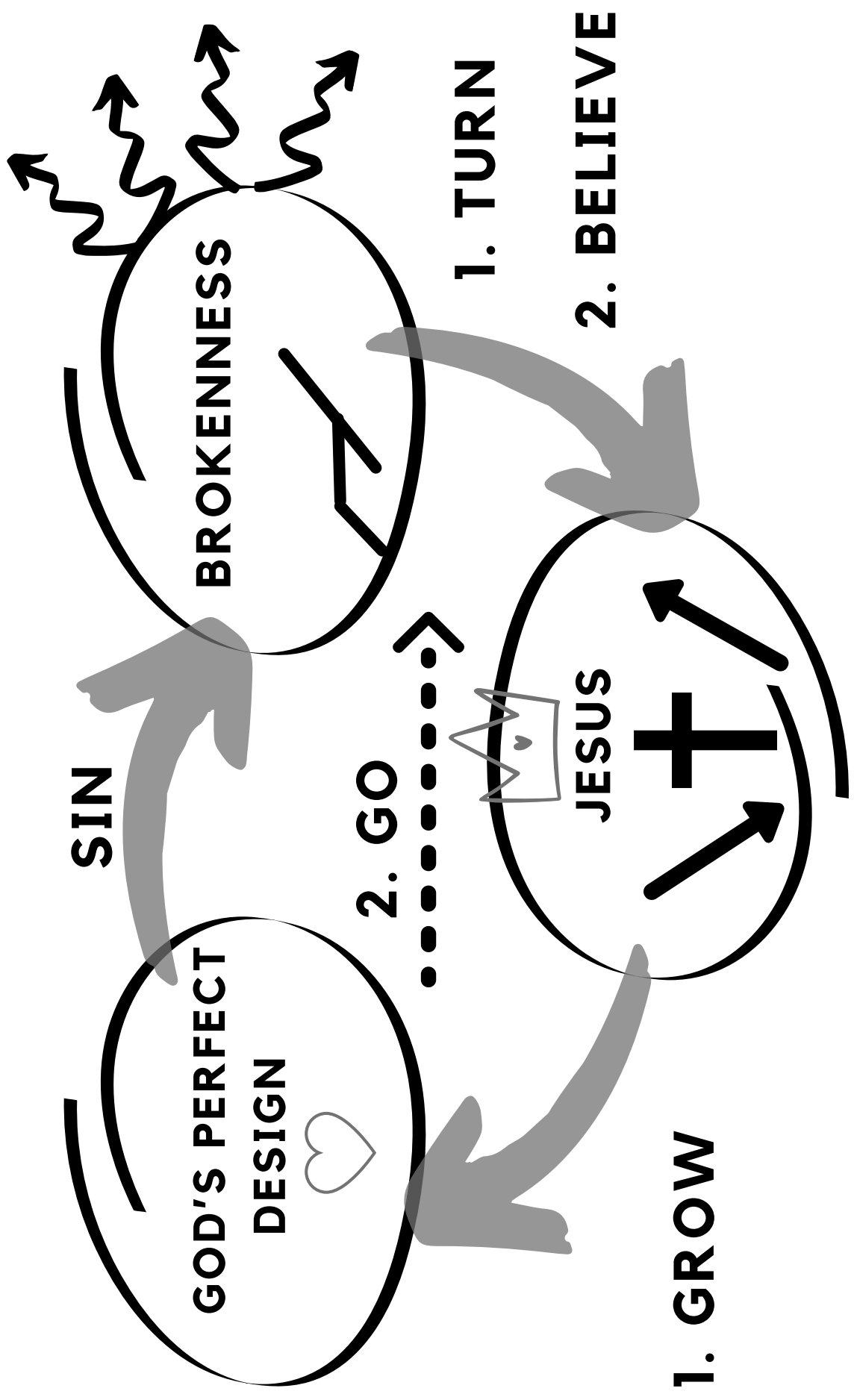
TRAINING GOALS

There are two main goals to the training.

1. Believer Growth – followers of Christ will become more confident in their beliefs and articulate the gospel in a simple yet effective method (1 Peter 3:15)
2. Kingdom Growth– as followers of Christ have more confidence to share the gospel, the kingdom of God will grow because more people will have the opportunity to respond to the gift of salvation (Romans 10:14-15)

TRAINING METHODS

- Teach the visual to the group or individual, and have them draw the model as you explain.
- Next, allow the participant(s) time to practice the method by pairing them up to draw and explain the visual to their partner. Allow them the assistance of their partner if they forget parts. *People remember what they have learned when they immediately practice. Do not skip this crucial step in the training.*
- Use the Scripture Support & Scripture Study handouts for additional discipleship learning. While the visual is a great tool to know and share the gospel, followers of Jesus need to understand why they believe what they believe. You can create a several-week study using these scriptures or giving them to your trainees for individual discovery.



TEACH THE VISUAL

BELOW IS A SCRIPT FOR THE THREE CIRCLES GOSPEL VISUAL. YOU DO NOT NEED TO MEMORIZE THE STORY WORD-FOR-WORD, BUT YOU SHOULD KEEP THE STORY INTACT THE BEST YOU CAN. YOU CAN SEARCH FOR YOUTUBE EXAMPLES TO HELP YOU UNDERSTAND THE CONNECTION BETWEEN THE PICTURE AND SCRIPT EVEN BETTER.

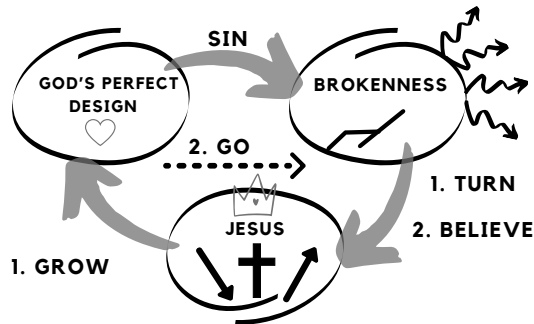
Circle on Right (Brokenness): We live in a broken world, where everyone is affected by sin. Brokenness is not hard to see. Everywhere you look, people are hurting. People hurt each other, get sick, feel a void in their lives, natural disasters occur, etc.

Circle on Left (God's Perfect Design): But brokenness was not a part of human life at the beginning of time. God had a perfect design in mind, and people once had a pure relationship with God and with each other; there was no shame, and every need they had, was supplied.

The Arrow from Left to Right Circle (Sin): Unfortunately, our world did not stay perfect. The first people chose to rebel (sin) from God's goodness. Now you and I live in brokenness and separation from God because of our sin.

The Squiggly Arrows from Right Circle: Since no one wants to be in pain or brokenness, humans try to escape it by attempting to work hard to become highly successful; they attempt to perform good deeds or become religious. Some people even try to numb the pain through media or drugs and alcohol. However, none of these methods work for long or at all.

TEACH THE VISUAL CONTINUED



Circle on Bottom (Jesus): Yet, God loves you so much that He sent His one and only Son, Jesus, to live perfectly on earth, something none of us can do. Jesus then took the penalty for your sins by dying on the cross and defeating death by rising from the dead three days later.

The Arrow from Right to the Bottom Circle (Turn & Believe): The Bible tells you that if you turn from your sins to Jesus, believing in your heart what He did on the cross for you, and confess Him as Lord of your life, you will be saved.

The Arrow from Bottom to the Left Circle (Grow & Go): When you turn to Jesus and believe in Him, something incredible happens! God restores you into His perfect design and pours out His Spirit into you. You then have a new purpose: to grow in your relationship with God and go back into the brokenness to tell others about Him and His plan for salvation.

Possible Closing Questions:

- Have you ever heard this message before?
- Where do you think you would fit into the visual? Why?
- What questions do you have about this?
- Do you want to follow Jesus?
- Are you plugged into a local church? If not, can I help you get involved with one?
- How can I pray for you?

SCRIPTURE SUPPORT

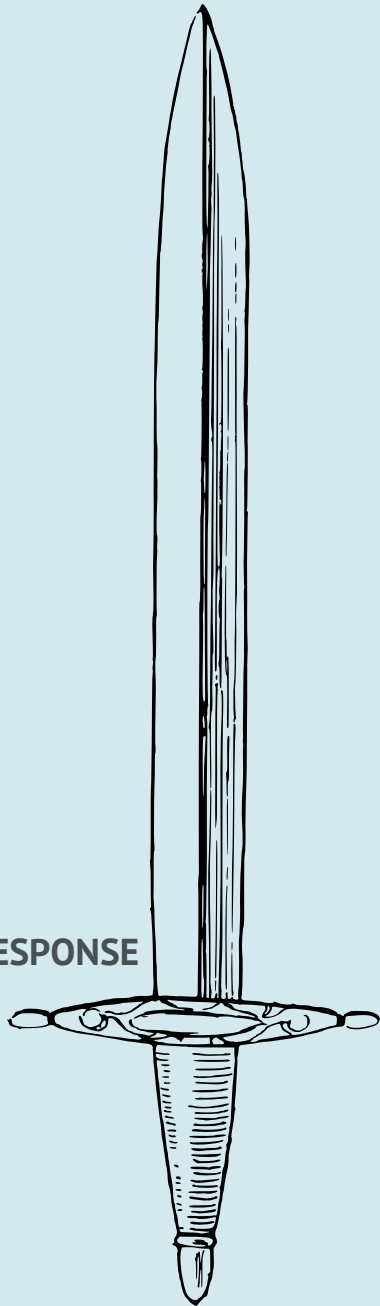
FOLLOWERS OF JESUS NEED TO BE ACTIVELY ABIDING WITH THE LORD AND COMMITTED TO KNOWING TRUTH (JOHN 15:5-8). THE FOLLOWING SCRIPTURES SUPPORT THE THREE CIRCLES: GOSPEL VISUAL AND WILL EMPOWER DISCIPLES TO MAKE DISCIPLES.

TIP: CONSIDER USING THE STUDY THE SCRIPTURES HANDOUTS WHEN READING THE PASSAGES.

- **God's Perfect Design:** Genesis 1-2
- **Sin:** Genesis 3; Romans 3:23
- **Brokenness:** Romans 1:18-32; Ephesians 2:1-3
- **Jesus:** Ephesians 2:4-7; 1 Cor. 15:1-11
- **Turn:** Acts 2:22-41
- **Believe:** Romans 10:9-13; Luke 9:23-27 (follow Jesus)
- **Grow:** 2 Timothy 3:12-17 (read); Luke 11:1-12 (pray)
- **Go:** Matthew 28:16-20; Acts 1:6-11; 2 Cor. 5:11-21



GOD/JESUS/
HOLY SPIRIT



HUMANITY

STUDY THE SCRIPTURES

DISCOVERY BIBLE STUDY: THE SWORD QUESTIONS

“For the word of God is living and active, sharper than any two-edged sword, piercing to the division of soul and of spirit, of joints and of marrow, and discerning the thoughts and intentions of the heart.”

Hebrews 4:12

Scripture refers to the Word of God as a double-edged sword. As you see in the visual to the left, there is a sword with three labels: God/Jesus/Holy Spirit, Humanity, Response. These labels represent the three big discovery questions you should ask when reading scripture.

- Since the tip of the sword points to Heaven (toward God), you ask the first question: **"What do I learn about God/Jesus/Holy Spirit?"**
- The handle is held by people and should remind you of the second question: **"What do I learn about humanity?"**
- The guard connects the handle to the blade, just as you are connected to God and should remind you to ask the third question: **"How is God calling me to respond?"**

TEACHING TIP

TO HELP PARTICIPANTS MEMORIZE THE SWORD QUESTIONS, HAVE THEM STAND UP AND IMAGINE THEIR BODY IS A SWORD. THEN INSTRUCT THEM TO REPEAT THE THREE QUESTIONS AS THEY “ACT” OUT THE DIFFERENT PARTS OF THE SWORD (EX. POINT WITH ARMS TO SKY = BLADE = QUESTION ABOUT GOD)

STUDY THE SCRIPTURES

DISCOVERY BIBLE STUDY: THE THREE BIG QUESTIONS

The following is a detailed list of questions to ask after reading a portion of scripture. The questions are under three main categories: About, Learn, Apply.



1

1. About

- What are the main characters doing in this passage?
- Which points seem most important?
- Setting: Where is the story taking place? What is the significance?
- How would you summarize the passage in one sentence?



2

2. Learn

- What does the passage reveal about God? About people?
- What promises, commands, or warnings do you see?
- What's a key truth you see in these verses?
- What new, encouraging, or challenging points stand out to you?



3

3. Apply

- How does this relate to your life right now?
- How do you think you should respond to what you learned?
- What do you think you should pray for based on this passage?
- Does your thinking and behavior line up with what the passage teaches?
- What change would you like to implement in your life based on these verses?