


**KNOW  
THE  
BIBLE**

# **BIBLE BASICS**

These eight engaging and short lessons will help you teach others to know their Bible better and help young believers become more confident in handling God's Word.

**REDEEMEDBLOG.COM**



# **BIBLE BASICS**

## **OVERVIEW**

This study aims to familiarize and equip participants with knowledge and tools to engage the Bible better. The goal is for each person to become confident in approaching God's Word and getting the most out of it.

The series includes eight mini-lessons that could take approximately 30 minutes, depending on the group. The lessons build on one another, but you can also teach them in whatever order you prefer.

You might include this mini-series at the beginning of another Bible lesson you are teaching or use it as the main objective for your group. This study can adapt to your group's (or individual's) needs.

# CONTENTS

**1**

SEEK AND FIND

**2**

WHY DO WE READ THE BIBLE

**3**

WHAT'S IN THE BIBLE

**4**

TRIVIA REVIEW WITH A TWIST

**5**

WHAT IS THE STORY OF THE BIBLE

**6**

HOW DO I READ THE BIBLE

**7**

PRACTICE READING THE BIBLE

**8**

WHY CAN I TRUST THE BIBLE

# LESSON 1: SEEK AND FIND

## THE GAME

\*You will begin this series with a fun game called. "Find the Banana." To play you will need one banana.

\*When no one is in the room, hide one banana out of sight. The only "catch" is that you cannot place anything on top of the banana to conceal it. For example, you can hide a banana under a couch but not put a pillow over it.

\*Once the banana is hidden, instruct the group to search for it and remind them they will not need to move anything to find the banana.

\*When an individual finds the banana, they should discretely take a seat, signifying they have seen it.

\*Each player should do the same until there is only one person left who has not found the banana or found it last; they lose the game.

## THE LESSON

\*After you have played the game once or twice, instruct the group to read Acts 17:22-34. This passage of the Bible recounts the apostle Paul's encounter with a group of people who worship an "unknown" god and will help introduce the purpose behind the series, "Bible Basics."

**Read Acts 17:22-34 and discuss the following:**

1. Put in your own words what was said in the passage.
2. What do you learn about God?
3. What do you learn about people?
4. How do you think God wants you to respond to His word?

Unlike the silly banana game, God is NOT hiding from us. He wants His people to know Him. One of the primary ways God speaks to us is by reading His Word. In this series, the goal is for you to become more confident with approaching the Bible and to hear and respond to Him.

# LESSON 2: WHY DO WE READ THE BIBLE?

In the first lesson, we learned that God is not hiding from anyone and that He intends for us to seek and find Him. Today, we will continue to examine the many benefits of reading the Bible.

## TEACHER NOTES

\*Hand out the worksheet titled, **WHY READ THE BIBLE**.

\*Have participants complete the handout individually, with a partner, or in a small group.

\*For time's sake, consider assigning only a few passages to different participants and then having them share the answer with the rest of the group when you bring everyone back together.

\*Finish by having participants fill out the **BIBLE REFLECTION** page and share their responses in small groups.

# WHY READ THE BIBLE

**DIRECTIONS: READ THE SCRIPTURES, THEN USE THE WORD BANK AND PLACE THE WORD THAT BEST FINISHES THE SENTENCE IN THE BLANK.**

**1 EXODUS 34:6-7**

It is how God reveals His \_\_\_\_\_

**2 2 TIMOTHY 3:15**

It is how we learn about \_\_\_\_\_

**3 2 TIMOTHY 3:16-17**

It is how we learn how to \_\_\_\_\_

**4 LUKE 11:1-4**

It teaches you how to \_\_\_\_\_

**5 JOHN 3:16 AND ROMANS 6:23**

It explains the \_\_\_\_\_

**6 PROVERBS 3:5-6**

It teaches you how to \_\_\_\_\_

**7 ROMANS 12:2 AND 1 THESSALONIANS 5:16-18**

It shows you God's \_\_\_\_\_

**8 DEUTERONOMY 31:8**

It is full of God's \_\_\_\_\_

**9 EPHESIANS 4:31-32**

It teaches you how to \_\_\_\_\_

**10 1 JOHN 4:7-8**

It reveals how much God \_\_\_\_\_

**11 JOHN 5:39-40**

It's how we know \_\_\_\_\_

**12 JOHN 17:17 AND JOHN 8:31-32**

It is full of \_\_\_\_\_

**WORD BANK**

<b>CHARACTER</b>	<b>PRAY</b>	<b>WILL</b>	<b>JESUS</b>
<b>LIVE</b>	<b>TRUST GOD</b>	<b>LOVES YOU</b>	<b>FORGIVE</b>
<b>SALVATION</b>	<b>GOSPEL</b>	<b>PROMISES</b>	<b>TRUTH</b>

# BIBLE REFLECTIONS

**Why would you recommend reading the Bible?**

**What questions do you have about the Bible?**

**What has been challenging or surprising when reading the Bible?**

**How can you overcome difficult passages in the Bible?**

**What has been meaningful from reading the Bible?**



## Teacher Guide

# WHY READ THE BIBLE

### 1 EXODUS 34:6-7

It is how God reveals His **CHARACTER**

### 2 2 TIMOTHY 3:15

It is how we learn about **SALVATION**

### 3 2 TIMOTHY 3:16-17

It is how we learn how to **LIVE**

### 4 LUKE 11:1-4

It teaches you how to **PRAY**

### 5 JOHN 3:16 AND ROMANS 6:23

It explains the **GOSPEL**

### 6 PROVERBS 3:5-6

It teaches you how to **TRUST GOD**

### 7 ROMANS 12:2 AND 1 THESSALONIANS 5:16-18

It shows you God's **WILL**

**8 DEUTERONOMY 31:8**

It is full of God's **PROMISES**

**9 EPHESIANS 4:31-32**

It teaches you how to **FORGIVE**

**10 1 JOHN 4:7-8**

It reveals how much God **LOVES YOU**

**11 JOHN 5:39-40**

It's how we know **JESUS**

**12 JOHN 17:17 AND JOHN 8:31-32**

It is full of **TRUTH**

**WORD BANK**

**CHARACTER**

**PRAY**

**WILL**

**JESUS**

**LIVE**

**TRUST GOD**

**LOVES YOU**

**FORGIVE**

**SALVATION**

**GOSPEL**

**PROMISES**

**TRUTH**

# LESSON 3: WHAT'S IN THE BIBLE

## What are some facts you know about the Bible?

Today, we will take time to learn what is in the Bible and how it is composed. By understanding the organization and design of the Bible, you will become a better steward of God's Word and feel more confident as you read it.

### TEACHER INSTRUCTIONS

\*Give the participants the **BOOKS OF THE BIBLE** handout, five colored writing instruments, and a pen. Use the teacher's guide to direct them in highlighting and labeling their table of contents. Next, have participants complete the discussion questions independently or in pairs, then lead a large group discussion on your favorite questions.

\*At some point in your lesson make sure to say: If you are new to reading the Bible, I recommend starting a book that focuses entirely on the life of Jesus.

**Which books might you read to accomplish this?** [a gospel book - Matthew, Mark, Luke, John]

# BOOKS OF THE BIBLE

## The Old Testament

Directions: Create a key for the different genres found in the Old Testament and then follow the teacher's instructions as you highlight the books accordingly. Afterward, in the lines at the bottom, record your observations.

KEY  History/The Stories     Poetry/The Song     Prophecies/The Sermons

- |              |              |               |           |
|--------------|--------------|---------------|-----------|
| }            | Genesis      | Ezra          | Joel      |
|              | Exodus       | Nehemiah      | Amos      |
|              | Leviticus    | Esther        | Obadiah   |
|              | Numbers      | Job           | Jonah     |
|              | Deuteronomy  | Psalms        | Micah     |
|              | Joshua       | Proverbs      | Nahum     |
|              | Judges       | Ecclesiastes  | Habakuk   |
|              | Ruth         | Song of Songs | Zephaniah |
|              | 1 Samuel     | }             | Haggai    |
|              | 2 Samuel     |               | Jeremiah  |
| 1 Kings      | Lamentations |               | Malachi   |
| 2 Kings      | Ezekiel      |               |           |
| 1 Chronicles | Daniel       |               |           |
| 2 Chronicles | Hosea        |               |           |

---

---

---

---

# BOOKS OF THE BIBLE

## The New Testament

Directions: Create a key for the different genres found in the New Testament and then follow the teacher's instructions as you highlight the books accordingly. Afterward, in the lines at the bottom, record your observations.

KEY  History  Paul's Letters to Churches  Paul's Letters to Individuals  
 General Letters  Prophecy

}	Matthew	1 Timothy
	Mark	2 Timothy
	Luke	Titus
	John	Philemon
	Acts	Hebrews
		James
	Romans	1 Peter
	1 Corinthians	2 Peter
	2 Corinthians	1 John
	Galatians	2 John
	Ephesians	3 John
	Philippians	Jude
	Colossians	
	1 Thessalonians	Revelation
	2 Thessalonians	

---

---

---

---

# BOOKS OF THE BIBLE

## Discussion Questions

How many books are in the Bible?

The Bible is divided into two parts. What are those sections called?

How many books are in the Old Testament?

What do you notice about the way the Old Testament is set up? (genres, amount of books, etc.)

Why should someone read the Old Testament?

How many books are in the New Testament?

What are the gospel books about?

What genre is dominate in the New Testament?

Who wrote the majority of the letters? How many did he write?

What books of the Bible are you most familiar with? Why those?

Which books are you least familiar with? Why?

Why is it helpful to know the structure and genres of the Bible?

What book are you most interested in reading right now? Why?




\*Take time to label the different genres in your Bible by color coding the books or write the type of genre next to the names of the books in your table of contents.

# Teacher Guide

## BOOKS OF THE BIBLE

### The Old Testament

Directions: Create a key for the different genres found in the Old Testament and then follow the teacher's instructions as you highlight the books accordingly. Afterward, in the lines at the bottom, record your observations.

**KEY**  History/The Stories  Poetry/The Song  Prophecies/The Sermons

The Torah/The Law

Genesis  
Exodus  
Leviticus  
Numbers  
Deuteronomy  
Joshua  
Judges  
Ruth  
1 Samuel  
2 Samuel  
1 Kings  
2 Kings  
1 Chronicles  
2 Chronicles

The 5 Major Prophets

Ezra  
Nehemia  
Esther  
Job  
Psalms  
Proverbs  
Ecclesiastes  
Song of Songs  
Isaiah  
Jeremiah  
Lamentations  
Ezekiel  
Daniel  
Hosea

Joel  
Amos  
Obadiah  
Jonah  
Micah  
Nahum  
Habakuk  
Zephaniah  
Haggai  
Zechariah  
Malachi

---

---

---






---

# Teacher Guide

## BOOKS OF THE BIBLE

### The New Testament

Directions: Create a key for the different genres found in the New Testament and then follow the teacher's instructions as you highlight the books accordingly. Afterward, in the lines at the bottom, record your observations.

**KEY**  History  Paul's Letters to Churches  Paul's Letters to Individuals  
 General Letters  Prophecy

The Gospels	Matthew	1 Timothy
	Mark	2 Timothy
	Luke	Titus
	John	Philemon
	Acts	Hebrews
	Romans	James
	1 Corinthians	1 Peter
	2 Corinthians	2 Peter
	Galatians	1 John
	Ephesians	2 John
	Philippians	3 John
	Colossians	Jude
	1 Thessalonians	Revelation
	2 Thessalonians	

---

---

---

---



# Teacher Guide

## BOOKS OF THE BIBLE

### Discussion Questions

How many books are in the Bible?

**66**

The Bible is divided into two parts. What are those sections called?

**THE OLD AND NEW TESTAMENT**

How many books are in the Old Testament? How many books are in the New Testament?

**OT: 39 NT: 27**

What do you notice about the way the Old Testament is set up? (genres, amount of books, etc.)

**DIVIDED BY GENRE, NOT CHRONOLOGICAL ORDER. HAS A REPEATING NUMBERS OF 5 AND 12.**

Why should someone read the Old Testament?

**ANSWERS WILL VARY.**

What are the gospel books about?

**JESUS' LIFE, DEATH, AND RESURRECTION**

What genre is dominate in the New Testament?

**THE EPISTLES ( LETTERS)**

Who wrote the majority of the letters? How many did he write?

**THE APOSTLE PAUL; 13 (ROMANS TO PHILEMON)**

What books of the Bible are you most familiar with? Why those?

**ANSWERS WILL VARY.**

Which books are you least familiar with? Why?

**ANSWERS WILL VARY.**

Why is it helpful to know the structure and genres of the Bible?

**ANSWERS WILL VARY.**

What book are you most interested in reading right now? Why?

**ANSWERS WILL VARY.**

\*Take time to label the different genres in your Bible by color coding the books or write the type of genre next to the names of the books in your table of contents.

# LESSON 4: TRIVIA REVIEW WITH A TWIST (ZONK)

Today we are going to play a game to review what we have learned about the Bible so far.

## TEACHER NOTE:

\*Before playing, ensure participants understand that they are not expected to know all the answers yet. The game is intended to be a fun review of very new facts. You might even consider giving them 5 minutes to review their handout from lesson 3 before starting the game.

\*This trivia game has a twist to it! Read the directions to know how to play "Zonk."

## HOW TO PLAY:

\*Divide players into groups or pairs.

\*Ask a review question, and have the group write their answer on a \*small whiteboard.

\*The first group to have all members raising their hands gets the first opportunity to answer the question.

\*If the team answers correctly, they can pull a point value from a bag, which you will keep a record of for all to see.

\*In the bag of points are also a few papers labeled "zonk." If a participant pulls out a "zonk," they lose all their points for the team and start back at zero points.

\*If the first group answers wrong, the next group can respond and have a chance to pull from the bag of points.

\*\*If you don't have whiteboards, you can make some by placing paper inside a sleeve protector, or you can skip using a whiteboard and call on the group who raises their hands first and have them verbally state their answer.

# Questions and Answers

## LESSON 4: TRIVIA REVIEW WITH A TWIST

### Questions:

1. How many books are in the Bible? [66]
2. What are the two main sections of the Bible called? [New and Old Testament]
3. Which section has the most books of the Bible, the New or the Old Testament? [Old Testament]
4. Which section is about the story leading up to Jesus' coming? [Old Testament]
5. How many poetry-type books are in the Old Testament? [5]
6. What are the first five books of the Bible called? [The Torah, The Law, The Pentateuch]
7. How many major prophets are there in the Old Testament? [5]
8. Where are the gospel books found? [The New Testament]
9. How many gospel books are there? [Four]
10. What type of genre are the gospels? [Narrative]
11. What writings are primarily in the New Testament: narratives, prophecies, letters, or testimonies? [letters]
12. Which book of the Bible describes the expansion of God's church after Jesus ascends to heaven? [Acts]
13. Which book in the New Testament starts the letter section? [Romans]
14. Who wrote the majority of the letters in the New Testament? [Paul]
15. Who did Paul write his letters to? [churches and individuals]
16. True or False: Paul was the only one whose letters are in the New Testament. [False]
17. What genre is the book of Revelation? [Prophecy]
18. True or False: There are more books in the Old Testament than the New Testament. [True]
19. Other Question: \_\_\_\_\_
20. Other Question: \_\_\_\_\_

Zonk Points (cut out for game)

**LESSON 4: TRIVIA REVIEW WITH A TWIST**

<b>200</b>	<b>200</b>	<b>200</b>	<b>200</b>	<b>200</b>	<b>200</b>
<b>300</b>	<b>300</b>	<b>300</b>	<b>300</b>	<b>300</b>	<b>300</b>
<b>ZONK</b>	<b>ZONK</b>	<b>ZONK</b>	<b>ZONK</b>	<b>ZONK</b>	<b>ZONK</b>
<b>400</b>	<b>400</b>	<b>400</b>	<b>400</b>	<b>400</b>	<b>400</b>
<b>500</b>	<b>500</b>	<b>500</b>	<b>500</b>	<b>500</b>	<b>500</b>
<b>ZONK</b>	<b>ZONK</b>	<b>ZONK</b>	<b>ZONK</b>	<b>ZONK</b>	<b>ZONK</b>

# LESSON 5: WHAT IS THE STORY OF THE BIBLE?

In the last lesson, you learned about the organization of the Bible.

**Let's do a quick review:**

1. What are the two main sections of the Bible? [Old and New Testament]
2. How many books are in the Old Testament? [39]
3. What are the first five books in the Old Testament called? [Torah/Law]
4. What types of writing genres are in the Old Testament? [Historical, Poetry, Prophecies]
5. What is the Old Testament about? [the story of God and humanity before Jesus]
6. What is the New Testament about? [Jesus and the church]
7. How many books are in the New Testament? [27]
8. What type of genres (writing styles) are in the New Testament? [Narratives, Letters, Prophecy]
9. What are the first four books in the New Testament called? [the Gospels]
10. What are the first four books of the New Testament? [Matthew, Mark, Luke, John]
11. If you are new to reading the Bible, what is a good book of the Bible to start with? [Matthew, Mark, Luke, or John]

Today, we will discuss that even though genres organize the Bible, the stories in the Bible tell one big story. **What are some of your favorite Bible stories?**

Did you know all those stories are connected to tell one big story? Even though the Bible is organized by genre, the stories have an order to them, and together, they tell one consistent and big story.

**Write down your answer to this question: How would you describe the story of the Bible to someone? Or what do you think the main story of the Bible is?**

\*Instruct participants to share their answers with a partner and rewrite their responses if they feel they need to be adjusted. Then, have the pairs share their answers during a large group discussion.

**Bible Project Video:** Search online for the Bible Project video called, "The Story of the Bible." Then allow individuals to readjust their explanation of the story of the Bible and share their summary with the group.

\*If there is no time for the video, share your summary of the Bible. For example, you may share that the story of the Bible is about our holy and perfect God restoring a relationship with His people who are image bearers of Him and representatives of His kingdom on Earth.

# LESSON 6: HOW DO I READ THE BIBLE?

In the last lesson, you learned that the Bible is one unified story. **How would you describe the story of the Bible?**

**\*Optional:** Review the Bible Project video over the story of the Bible, and then allow individuals to readjust their explanation of the story of the Bible and share their summary with the group. <https://bibleproject.com/explore/video/the-story-of-the-bible/>

Today, we will focus on tips for how to read the Bible. While there is no formula for how to read the Bible, there are good that you can learn and apply. Today we will go over some of those practices.

## TEACHER INSTRUCTIONS

\*Give the participants a **HOW TO READ THE BIBLE** handout and pen.

\*Participants should fill out their handouts as you discuss those practices.

# LESSON 6: HOW DO I READ THE BIBLE?

## Teaching Ideas:

**Sword Question Book Marker:** The last handout includes bookmarks of the Sword Questions for you to print, cut, and, if you like, laminate and give to participants to keep.

**Sword Question Movements:** You can help participants memorize the sword questions by having them stand with you and imagine their body as a sword.

- First, instruct them to lift their arms toward the sky to make a blade, which should remind them of the first question to ask while reading the Bible: "What do I learn about God?" (the blade points toward the heavens to remind them of God)
- Next, have the participants place their hands flat against their legs to form the handle of the sword and review the second question to ask while reading the Bible: "What do I learn about people?" (the hands point toward the earth to remind them of people)
- Lastly, have the participants place both hands on their hips to signify the sword's hilt. This section connects the blade and handle (God and people questions) and should remind them of the last question: "How does God want me to respond."

# HOW TO READ THE BIBLE

DIRECTIONS: FILL IN THE BLANKS AS YOUR FACILITATOR DIRECTS YOU AND DISCUSS WHAT YOU LEARN.

1 \_\_\_\_\_

## READ MATHEW 7:7-11

- What does prayer have to do with reading the Bible?
- What things do you think you should pray about before reading the Bible?
- How do you expect God will respond to your prayers? Explain.

## TIPS 1-2-3

1. Approach God with a spirit of \_\_\_\_\_. (Isa. 66:2)
2. Ask Him to give you \_\_\_\_\_. (Col. 1:9)
3. Ask for a heart open to \_\_\_\_\_. (Col. 1:9-10)

2 \_\_\_\_\_

## READ 2 TIMOTHY 3:16-17

- What is the purpose of the scriptures?
- How do the scriptures do these things?
- What is your responsibility to the scriptures?

## TIPS 1-2-3

1. Read the full \_\_\_\_\_ to understand the \_\_\_\_\_.
2. \_\_\_\_\_ what you read.
3. Ask yourself what you learn about \_\_\_\_\_, \_\_\_\_\_, and how God wants you to \_\_\_\_\_.





**PROVERBS 1:5, PROVERBS 11:14, AND PROVERBS 12:15**

- What do you learn from these verses?
- What type of person should you seek help from to understand the Bible?
- How are you already doing this, and how would you like to do it more?

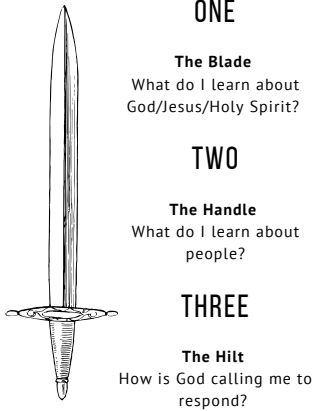
**TIPS 1-2-3**

1. Ask a \_\_\_\_\_ for help.
2. Use a \_\_\_\_\_ Bible.
3. Consult multiple \_\_\_\_\_ .

## STUDY THE SCRIPTURES THE SWORD QUESTIONS

*"For the word of God is living and active, sharper than any two-edged sword, piercing to the division of soul and of spirit, of joints and of marrow, and discerning the thoughts and intentions of the heart."*  
Hebrews 4:12

The image of the sword can help you remember three essential questions when studying the Bible.

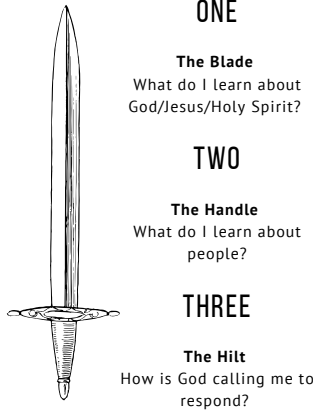


\*If you are new to reading the Bible, consider starting in a gospel book: Matthew, Mark, Luke, or John.

## STUDY THE SCRIPTURES THE SWORD QUESTIONS

*"For the word of God is living and active, sharper than any two-edged sword, piercing to the division of soul and of spirit, of joints and of marrow, and discerning the thoughts and intentions of the heart."*  
Hebrews 4:12

The image of the sword can help you remember three essential questions when studying the Bible.

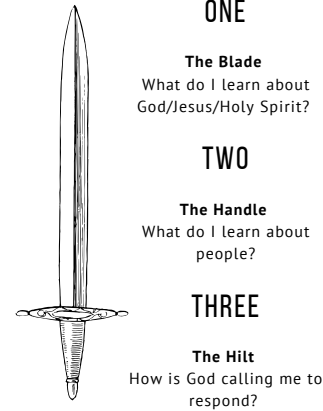


\*If you are new to reading the Bible, consider starting in a gospel book: Matthew, Mark, Luke, or John.

## STUDY THE SCRIPTURES THE SWORD QUESTIONS

*"For the word of God is living and active, sharper than any two-edged sword, piercing to the division of soul and of spirit, of joints and of marrow, and discerning the thoughts and intentions of the heart."*  
Hebrews 4:12

The image of the sword can help you remember three essential questions when studying the Bible.




\*If you are new to reading the Bible, consider starting in a gospel book: Matthew, Mark, Luke, or John.

## STUDY THE SCRIPTURES THE SWORD QUESTIONS

*"For the word of God is living and active, sharper than any two-edged sword, piercing to the division of soul and of spirit, of joints and of marrow, and discerning the thoughts and intentions of the heart."*  
Hebrews 4:12

The image of the sword can help you remember three essential questions when studying the Bible.

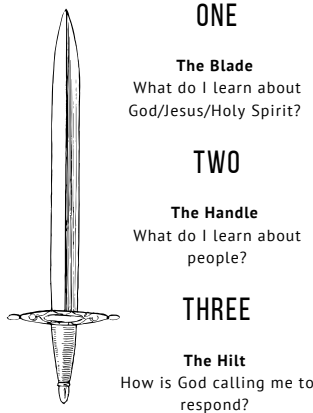


\*If you are new to reading the Bible, consider starting in a gospel book: Matthew, Mark, Luke, or John.

## STUDY THE SCRIPTURES THE SWORD QUESTIONS

*"For the word of God is living and active, sharper than any two-edged sword, piercing to the division of soul and of spirit, of joints and of marrow, and discerning the thoughts and intentions of the heart."*  
Hebrews 4:12

The image of the sword can help you remember three essential questions when studying the Bible.

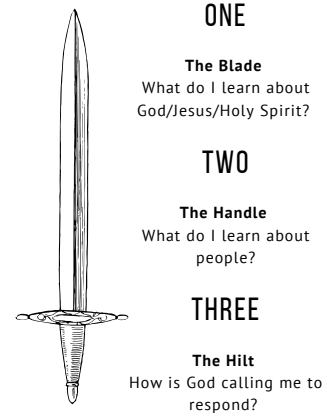


\*If you are new to reading the Bible, consider starting in a gospel book: Matthew, Mark, Luke, or John.

## STUDY THE SCRIPTURES THE SWORD QUESTIONS

*"For the word of God is living and active, sharper than any two-edged sword, piercing to the division of soul and of spirit, of joints and of marrow, and discerning the thoughts and intentions of the heart."*  
Hebrews 4:12

The image of the sword can help you remember three essential questions when studying the Bible.



\*If you are new to reading the Bible, consider starting in a gospel book: Matthew, Mark, Luke, or John.

# Teacher Guide

# HOW TO READ THE BIBLE

## 1

### **PRAY** before, during, and after you read

---

#### **READ MATHEW 7:7-11**

- What does prayer have to do with reading the Bible?
- What things do you think you should pray about before reading the Bible?
- How do you expect God will respond to your prayers? Explain.

#### **TIPS 1-2-3**

1. Approach God with a spirit of **humility**. (Isa. 66:2)
2. Ask Him to give you **wisdom and understanding**. (Col. 1:9)
3. Ask to be filled with the knowledge of **His Will and to live for Him**. (Col. 1:9-10)

## 2

### **ENGAGE** the text

---

#### **READ 2 TIMOTHY 3:16-17**

- What is the purpose of the scriptures?
- How do the scriptures do these things?
- What is your responsibility to the scriptures?

#### **TIPS 1-2-3**

1. Read the full **passage** to understand the **context**
2. **Summarize** what you read.
3. Ask yourself what you learn about **God, people**, and how God wants you to **respond**.



# 3

## ASK for help

---

### **PROVERBS 1:5, PROVERBS 11:14, AND PROVERBS 12:15**

- What do you learn from these verses?
- What type of person should you seek help from to understand the Bible?
- How are you already doing this, and how would you like to do it more?

### **TIPS 1-2-3**

1. Ask a [godly person](#) for help.
2. Use a [Study Bible](#).
3. Consult multiple [commentaries](#) .

# LESSON 7: PRACTICE READING THE BIBLE

In the last lesson, you learned some practical ways to start reading the Bible.

**What are some of those ways?** (Make sure they practice stating the Sword questions.)

Today, I want to give you some practice with reading the Bible independently.

On your paper, make three columns and title them: God/Jesus/Spirit, People, Response.

Next, I want you to read \_\_\_\_\_ and list everything you learn about God and people. Lastly, you will write how God is calling you to respond.

I will give you around 10 minutes to do this, and then we will break into groups to discuss what you learned and address any questions you may have.

# LESSON 8: WHY CAN I TRUST IN THE BIBLE?

Perhaps you have wondered, "Why can I trust the Bible?"

## **What doubts may you or someone else have about trusting the Bible?**

There are good reasons to trust the Bible, and today, we will watch a video that talks about the historical reasons for believing God's Word.

**Watch "Why Should I Trust the Bible? | IMPACT Whiteboard Video" on YouTube:** <https://www.youtube.com/watch?v=XtNcbu5oHQU>

## **TEACHING INSTRUCTIONS**

\*When finished, ask the questions below. If helpful, consider printing out these questions for participants to answer on their own first and then discuss them out loud.

- 1. What reasons did the video give for trusting the Bible? Discuss these points in detail.**
- 2. What was the most convincing reason to you?**
- 3. How does studying scripture's historical validity (accuracy) help your faith?**
- 4. What other questions do you have?**
- 5. Did any of you need these reasons when you first believed the Bible? Explain.**

Believing God's Word is a spiritual awakening given by God (Matthew 16:17). While knowing the historical facts for trusting the Bible is not necessary for salvation, it does help to strengthen our faith. We do not believe blindly but have good reason to trust God and His Words.

**Why do you trust God's Word? If you don't, what's holding you back?**